

## CREATIVE MAT DESIGNS - BOOK 3

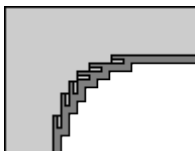
Creative Mat Designs, Design Collection 3 is another book about beautiful mat designs. Very simple - written directions so you can do it, one cut at a time.

These designs were originally published in our bi-monthly newsletter CUT-by-CUT.\*

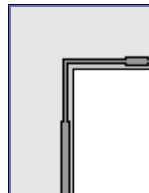
Most of those who have used these designs have used Alto's Systems (and they are designed with that in mind), some have adapted the patterns to other types of mat cutters.

Ideally, your success with these step-by-step instructions will encourage you to branch out and create your own unique designs.

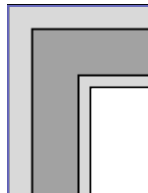
This book contains the instructions for the following 18 designs



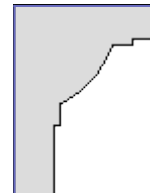
Stepped Accents



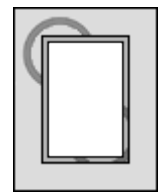
Stepped Edges



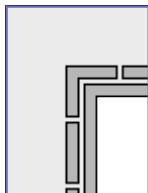
Raised Front Panel



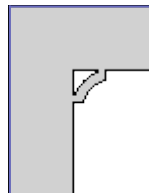
Stepped Inside Arcs



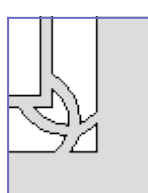
Inlaid Circles



Window Pane Border



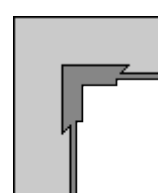
Macaroni Corner




Crossed Arcs Corner




Freehand Accents



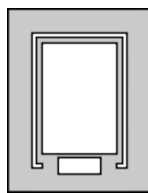
A-Cute Corners




Reverse Bevels



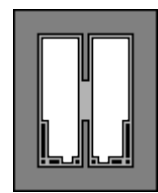
Interlocking Pieces



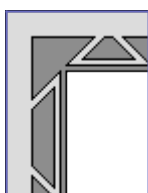
Title Block w/  
Cutout Borders



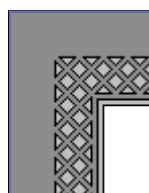
Stepped Triple Arcs



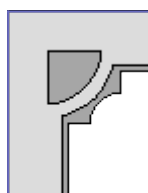
Chicago Nouveau



Trapezoid Border



Lattice Border



Arced Corner Cutouts